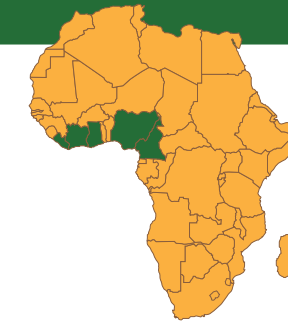



# COCOA SUSTAINABILITY IMPACT REPORT

WE AIM TO BE THE PREFERRED PARTNER IN RESPONSIBLE SOURCING AND PROGRAM DESIGN FOR ALL STAKEHOLDERS



**94%**   
of our West African bean supply is sustainable

## CHILD PROTECTION

Child Labor Monitoring and Remediation Systems (CLMRS) in place at

**100%** of the network farmer groups

**60%** of households have been profiled by CLMRS

Child Protection Committees established in **119** communities 

Signatory of the [Child Learning & Education Facility](#) coalition

## WOMEN'S EMPOWERMENT

**85** Literacy centers created with over **2,400** Women participants 

**146** Active Village Savings and Loan Associations (VSLA) with over **4,200** members across **96** communities

**69%** of members are women  
Over **\$800,000** in cumulative savings

Over **8,000** Women trained and engaged in income generating activities

**9** Horticulture greenhouses constructed 

## HEALTH CARE

**9** Maternity wards and health centers accessible to about **104** communities

Over **366,300** Vaccinations 


Over **233,700** Medical consultations

 Over **16,800** Baby deliveries

**11,500** Mosquito nets distributed

**27** Water pumps providing clean water to approx. **5,100** households 

## EDUCATION

**14** Primary Schools and child care centers built or rehabilitated in **85** villages 

More than **25,000** children have attended Blommer facilitated schools

On average **46%** of enrolled children are girls 

 Over **33,200** Schools kits distributed

**249** classrooms and **9** cafeterias rehabilitated or built

## TRACEABILITY

**93%** Farms GPS mapped 

## PREMIUMS

**\$13,400,000** Paid in farmer and coop premiums during the **22/23** season

## PRODUCTION IMPROVEMENTS

**49%** of farmers benefitted from Good Agricultural Practices (GAP) training and/or coaching

Over **11,900** ha of cocoa farms pruned by youth service groups

## FOREST

Over **1,800,000** Forest and fruit trees distributed across approx. **91,400** ha 

**35%** of farms have shade grown cocoa\*

Satellite monitoring **1.3** million ha covered by Deforestation Risk Assessment\* 

**100%** farm plots deemed "Very Unlikely" Risk of Deforestation\*

Renewed commitment to support the [Cocoa and Forest Initiative](#) in 2023-2025 

\*Based on 21/22 data. Will be updated shortly with 22/23 data.

Based on Cocoa Season 22/23